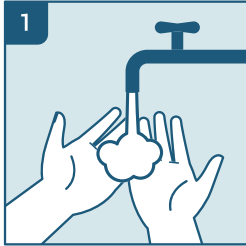


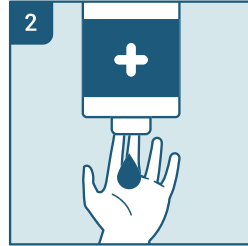


HOW TO WASH YOUR HANDS

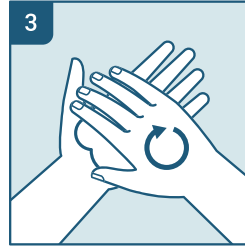
PROTECT YOURSELF AND OTHERS AGAINST INFECTIONS



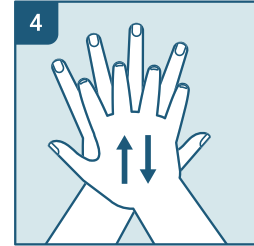
1 WET HANDS



2 APPLY SOAP



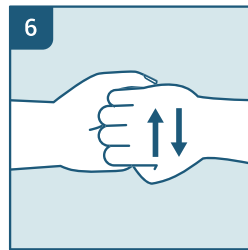
3 RUB HANDS
PALM TO PALM



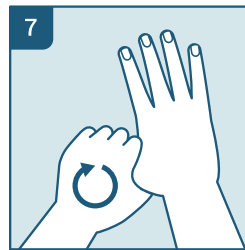
4 LATHER THE BACKS
OF YOUR HANDS



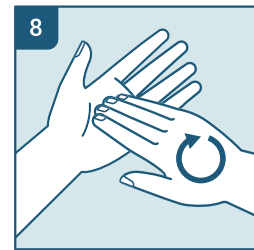
5 SCRUB
BETWEEN YOUR FINGERS



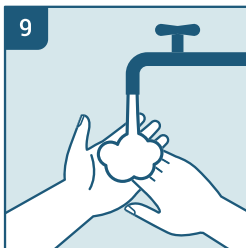
6 RUB THE BACKS
OF FINGERS ON
THE OPPOSING PALMS



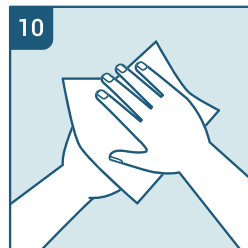
7 CLEAN THUMBS



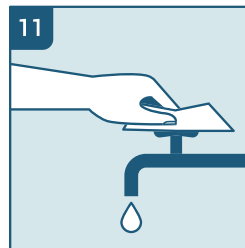
8 WASH FINGERNAILS
AND FINGERTIPS




9 RINSE HANDS



10 DRY WITH
A SINGLE USE TOWEL

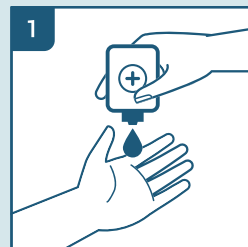


11 USE THE TOWEL
TO TURN OFF THE FAUCET

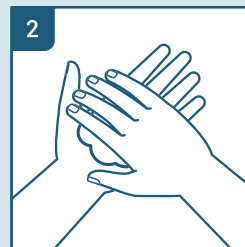


12 YOUR HANDS ARE CLEAN

APPLICATION OF HAND SANITIZER



1 APPLY THE PRODUCT ON
THE PALM OF ONE HAND



2 RUB HANDS TOGETHER



3 COVER ALL SURFACES
UNTIL HANDS FEEL DRY
(20 SEC)